

STEELMASTER METAL FORMING LOCKSEAMERS

Quality Built Lock Seaming Machines

FEATURES

- a must for all sheetmetal, ducting and climate control fabricating workshops
- hardened and ground shafts with case hardened formers
- other formers available ex-stock
- hardened sheet guides
- pittsburgh rolls supplied as standard
- extended shafts for additional rolls
- Steelmaster SM-L20N, 4 in 1 machine comprising pittsburgh, drive cleat, double seam and right angle flange
- 5 m/min. forming speed
- large in-feed table
- SM-L16 6 in 1 machine, 6 profile produces



SM-L20N







SM-L16

EQUIPMENT & ACCESSORIES SUPPLIED

SM-L20N, 4 in 1 machine comprising Pittsburgh, drive cleat, double seam and right angle flange. SM-L16 Pittsburgh right angle flange.

OPTIONAL ACCESSORIES

SKU	MODEL TO SUIT	DESCRIPTION	PRICE
28+0001	SM-L20	Double Seam	\$
28+0002	SM-L20	Drive Cleat	\$
28+0003	SM-L20	Turn Down	\$
28+0004	SM-L20	Right Angle Flange	\$
28+0014	SM-L16	Double Seam	\$
28+0015	SM-L16	Drive Cleat	\$

FORM	ROLLS	CAPACITY (mm)	APPROXIMATE (mm)	SIZE (mm)
	pittsburgh lock	0.4~1.0	25	8 ~ pocket
	double seam rolls	0.4~1.0	28	10 ~ seam
	drive cleat rolls	0.5~1.0	54	28 ~ wide
	right angle flange	0.6~1.6	11	> 1 ~ high

TECHNICAL DATA	SKU (#)	CAPACITY (MM)	STAGE	MOTOR POWER (KW)	POWER (V)	DIMENSIONS (L X W X H) (MM)	WEIGHT (KG)	PRICE (AUD)
SM-L20N	28-0116	1.2mm	6	1.5	240	1040 x 420 x 1120	130	\$
SM-L20- Caravan	28-0101C	20g/1mm	6	1.1	240	1040 x 420 x 1120	130	\$
SM-L16	28-0105	16g/1.6mm	8	2.25	415	1300 x 680 x 1350	180	\$

3 ph /415 volt machinery do not come fitted with plugs as standard. GST is NOT included in the listed prices

