

STEELMASTER SWING BEAM HYDRAULIC SHEAR

Swing Beam Shear Which Combines Solid Construction,
An Abundance Of Features And A Very Attractive Price.



FEATURES

- swing beam operation ensures clean cut of all applications
- hydraulic individual hold-downs ensure uniform distribution of down pressure across the entire cut length
- shadow-line lighting clearly indicates the cutting line requirement
- quick-action blade gap setting ensures burr-free cutting on all materials
- front support table with roller-bearings for simple and smooth material in-feed
- high quality HSS top blade with 2 x cutting edges, while bottom blade has 4 x cutting edges
- 250mm deep side throat for slitting
- pendant control console with many operating features including digital display for heavy duty power back gauge
- swing out back gauge permits longer lengths of material to be cut
- nitrogen assisted return ensures efficient cutting speeds
- variable hydraulic pressure control valving fitted standard
- rear mounted safety lights
- CE compliant

EQUIPMENT & ACCESSORIES SUPPLIED

Quick action blade gap setting, front squaring arm with sheet supports, power back gauge with DRO, tool box and operation manual.




HARDENED BALL SCREW BACKGUAGE

UNIQUE FEATURES

"making ours unique!"



- Our Flag Ship Industrial Model
- 250mm Deep Side Throat
- Recessed Front Safety Guard
- Reversible Multi Sided Blades



3 ph /415 volt machinery do not come fitted with plugs as standard. GST is NOT included in the listed prices